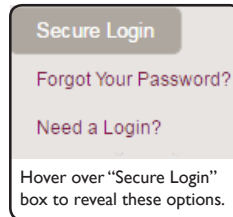


Claims Information for ANI/NIAC Brokers on Secure Website

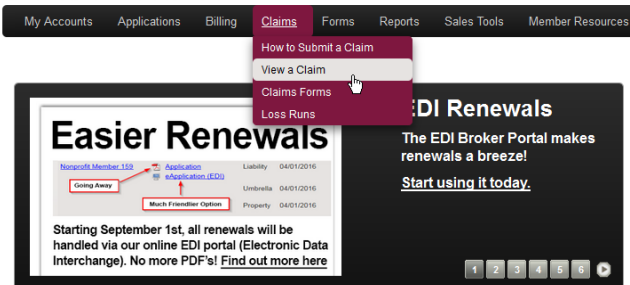
- 1 Login to our website at:
www.insurancefornonprofits.org

If you have forgotten your password and/or login, select that option for an instant reset using your email address.

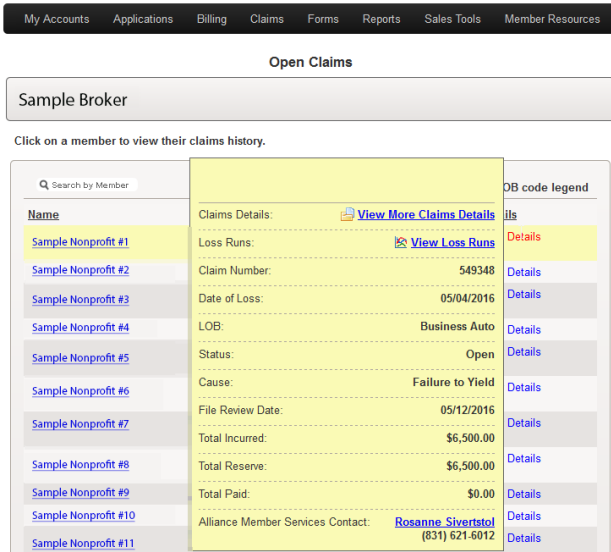
If you have never had a login/password, select the "Need a Login?" option and fill in the requested information.



- 2 Select "Claims" then "View a Claim"



- 3 Hover over "Details" to see details on current claims.

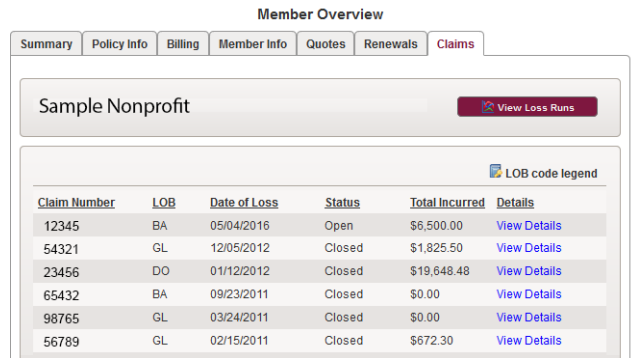


- 4 Click "View More Claims Details" to see more detail.

Below are the claims details for Claim #54321

Member Info		Claim Status		
Member:		Status:	Open	
Member Contact:		SOL Date:	N/A	
Broker:		Legal:	N	
Broker Contact:				
Claim Info		Policy Info		
Claim Number:		Policy:	2016-06406	
Date of Loss:	05/04/2016 at 12:00 AM	Effective From:	03/01/2016	
LOB:	BA	Effective To:	03/01/2017	
Occur State:	CA			
Carrier:	NIAC			
Cause:	Failure to Yield	Tracking Dates		
Description:	Insured vehicle failed to yield the right-of-way, struck adverse vehicle	Reported:	05/04/2016	
		Opened:	05/05/2016	
Category:	Owned	Next Diary Date:	05/12/2016	
Vehicle:	2007 Ford Econoline (VIN: 7804)	Closed:	N/A	
Vehicle Number:	2	Claimant Summary		
		BA (APD):	Open	
		BA (COLL):	Open	
Adjuster Info				
Adjuster:				
Ind. Adj.:	N/A			
Ind. Adj. Tax ID:	N/A			
Totals				
	Reserve	Payment	Recover	Incurred
Expense Totals	\$1,000.00	\$0.00	\$0.00	\$1,000.00
Loss Totals	\$5,500.00	\$0.00	\$0.00	\$5,500.00
Occurance Totals	\$6,500.00	\$0.00	\$0.00	\$6,500.00

- 5 To see all claims (open and closed) for a particular account, click on that account's name (pictured at left). A page will open with all claims for that account (pictured below).



How to Access Loss Runs

Brokers may access loss run reports from multiple places on the secure website, including the Claims drop-down menu (pictured in #2 above), the Member Overview page (pictured in #5 above), and the Broker Overview page, both summary and claims tabs.

Click on "Loss Runs," enter the member ID#, and a PDF report will be generated instantly. Click on "View Loss Run Report-Detailed" link located on the top right corner of the PDF document to see a more detailed version of the report.